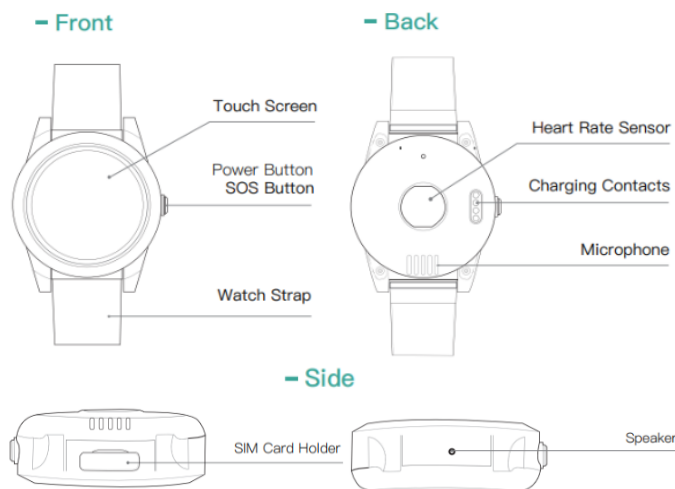


# SMART HELP (CS-EV05) Quick Start Guide



The Smart Help Watch CS-EV05 combines many intelligent functions, such as SOS alarm, two-way talking, fall detection and so on. The operation is simple. Please read this operation guide carefully before using it.

## Getting to Know Your Watch

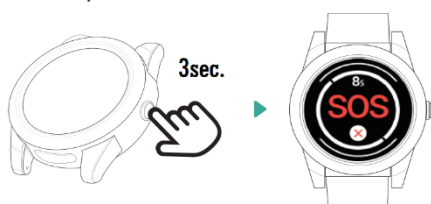


\*If the watch is off, press Power Button to turn on.

## Activating an SOS Alarm

There are two ways to activate an SOS alarm.

- 1 Pressing the side button for 3 seconds until you feel the watch vibrate.



- 2 When screen is on, long press the screen for 3 seconds until you feel the watch vibrate.



·After SOS alarm is activated, you will hear a voice prompt confirming the activation of the SOS alert and allowing you approximately 10 seconds to cancel the alarm.  
·If the SOS is not cancelled in time, a SOS alert text message will be immediately sent to the emergency contact numbers followed by an outgoing call to the monitoring station.

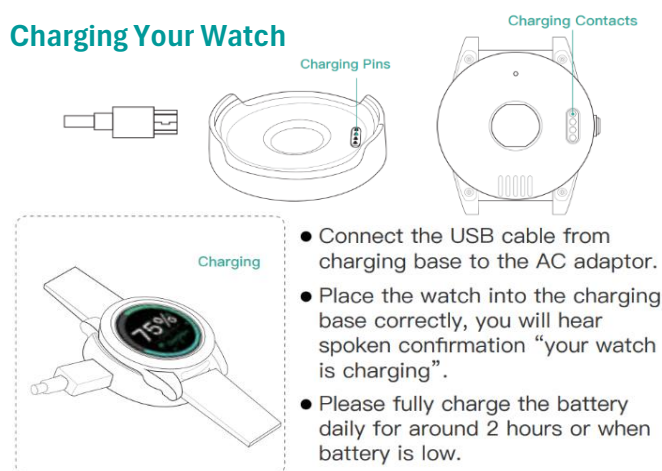
## Fall Down Alarm

·When the watch detects a fall, it will automatically send a text message to your emergency contact numbers followed by an outgoing call to the monitoring station.



·some daily activities like sports or even sitting down abruptly can trigger a fall alarm. The user has a short time to cancel a fall alarm by clicking Cancel on the watch.  
·It is possible that the watch will not detect every real fall. We strongly advise the user to press the SOS button in any emergency situation, if he/she is able to.

## Charging Your Watch



## Operation by SMS

Each unit is assigned an unique phone number. Users can send SMS commands to track location updates and access additional information directly via text messages.

### Request Location

Command: **LOC**

Device will provide a link. Press the link then the location will be shown on your mobile phone.

### Find My Device

Command: **FINDME**

Device will play voice prompt "I am here" and last for 30 seconds, the finder can cancel the voice prompt by pressing the SOS button when device is found.

### Turn Off Device Remotely

Command: **OFF**

Once device receives this command, it turns off automatically.

**Columbia Security Systems & Surveillance**

Tel: 604-568-3863 Email: [service@columbiasecurity.ca](mailto:service@columbiasecurity.ca)